

MYP Community and Service School Year 2009-2010

The mission statement of the IBO stresses that its concern extends beyond intellectual achievement. The hope of Cedar International School's MYP programme is that students will develop with the IBO's mission statement in mind and that each student will develop a personal value system through which to guide their own lives as caring, thoughtful and active members of our local community and the larger world.

Community and Service is a good preparation for the students aiming to continue the IB Diploma Programme after MYP, as it is closely related with the Creativity, Action and Service (CAS) component of the DP Programme.

The inspiration of Community and Service in the MYP at Cedar International School is the belief that each student can contribute to the community and will ask themselves, "How can I make a difference?"

Community and Service in the MYP involves three central elements:

- awareness
- involvement and service
- reflection


It is our hope in the MYP at Cedar to develop respect, tolerance, leading to caring and understanding. Students should engage in interactive situations that will enrich them emotionally, socially, morally and culturally by engaging them in a positive action.

If you have any questions or concerns please see Mr. Pascoe (MYP Coordinator) or Ms. Sprinkle (Community and Service Leader).

Thank you!

"The best way to find yourself, is to lose yourself in the service of others." Mahatma Gandhi





MYP Community and Service School Year 2009-2010

Requirements: Students will complete hours based on their grade level. All service hours must be completed by **May 31, 2010**.

- Grade 6 and 7 students are required to complete **10 hours** of community service.
- Grade 8 and 9 students are required to complete **15 hours**.
- Grade 10 students need to complete **25 hours**.
- Grade 11 non-IB students are required to complete **25 hours**.

Planning and Acting: Carrying out your plan. You should aim to achieve the learning outcomes below. Did you?

- Increase your awareness of your own strengths and areas for growth
- Undertake new challenges (take on an unfamiliar activity or extend an existing one)
- Plan and initiate activities
- Work collaboratively with others
- Show perseverance and commitment to your activities
- Develop new skills (in activities not previously undertaken, or in increased expertise in an established area)


At least three (3), and hopefully all six (6) of these learning outcomes must be present to successfully complete the community and service requirement.

Students should follow the procedures outlined below to accrue hours;

1. Plan a community service activity. Seek approval for the activity by completing the *Community Service Proposal form*. The activity should meet the learning outcomes listed above.
2. Once the activity is approved, participate in the community service activity. While at the activity, have the supervisor sign your *Individual Activity Reflection* sheet. Parents may not sign for Community and Service hours.

(continued on next page)





MYP Community and Service **School Year 2009-2010**

3. **Reflecting:** In all cases, reflection is an essential part of community and service. Reflection encourages better awareness of needs as well as the quality of response. Likewise, reflection helps students to develop positive attitudes and to become aware of strengths and difficulties. Reflect on your service and complete your *Individual Activity Reflection* sheet.

You must write a minimum of 250 words in which you reflect on your community and service activity and you should consider:

- What did I plan to do?
- What did I do?
- What were the outcomes? Were my learning outcomes achieved?
- What did the activity mean to me? Others?
- What was the value of the activity?
- What did I learn and how can I apply this learning more widely?
- What are my personal strengths and challenges?

In documenting and reflecting on your activity/activities, you may include illustrated displays and videos, weblogs, written notes, scrapbooks, photo essays, journals, portfolios, etc.

Examples of Activities related to the Areas of Interaction:

Area of Interaction	Example activity
Approaches to Learning	Tutoring a younger student
Environments	Planting mangrove saplings to protect the coastline
Community and Service	Providing services to the Adina Donovan Home for the Elderly
Health and Social Education	Assist with a Red Cross First Aid Course
Human Ingenuity	Creating educational board games to donate to elementary schools

MYP Community and Service Proposal Form


Complete this form and submit it to your homeroom teacher or the MYP C&S Director *before* completing the activity.

Name(s):	
Today's date:	Date of proposed activity:
Activity Location:	Who is organizing/supervising the activity?
Describe the activity. Who or what does your activity serve?	
How will you make a difference?	
What learning outcomes will be achieved? You should tick a minimum of three. <ul style="list-style-type: none"> <input type="radio"/> Increase your awareness of your own strengths and areas for growth <input type="radio"/> Undertake new challenges (take on an unfamiliar activity or extend an existing one) <input type="radio"/> Plan and initiate activities <input type="radio"/> Work collaboratively with others <input type="radio"/> Show perseverance and commitment to your activities <input type="radio"/> Develop new skills (in activities not previously undertaken, or in increased expertise in an established area) 	Tick the AOI that best relates to your service. <ul style="list-style-type: none"> <input type="radio"/> Community & Service <input type="radio"/> Approaches to Learning <input type="radio"/> Health and Social Education <input type="radio"/> Environments <input type="radio"/> Human Ingenuity
FOR HOMEROOM TEACHER OR C&S DIRECTOR TO COMPLETE. <ul style="list-style-type: none"> <input type="radio"/> Approved <input type="radio"/> Not Approved Signature _____ 	

MYP Community and Service Proposal Form

Complete this form and submit it to your homeroom teacher or the MYP C&S Director *before* completing the activity.

Name(s):	
Today's date:	Date of proposed activity:
Activity Location:	Who is organizing/supervising the activity?
Describe the activity. Who or what does your activity serve?	
How will you make a difference?	
What learning outcomes will be achieved? You should tick a minimum of three. <ul style="list-style-type: none"> <input type="radio"/> Increase your awareness of your own strengths and areas for growth <input type="radio"/> Undertake new challenges (take on an unfamiliar activity or extend an existing one) <input type="radio"/> Plan and initiate activities <input type="radio"/> Work collaboratively with others <input type="radio"/> Show perseverance and commitment to your activities <input type="radio"/> Develop new skills (in activities not previously undertaken, or in increased expertise in an established area) 	Tick the AOI that best relates to your service. <ul style="list-style-type: none"> <input type="radio"/> Community & Service <input type="radio"/> Approaches to Learning <input type="radio"/> Health and Social Education <input type="radio"/> Environments <input type="radio"/> Human Ingenuity
FOR HOMEROOM TEACHER OR C&S DIRECTOR TO COMPLETE. <ul style="list-style-type: none"> <input type="radio"/> Approved <input type="radio"/> Not Approved Signature _____ 	



**MYP Community & Service
Individual Activity Reflection Sheet**

Name _____ Grade: _____

Title of the Activity:

Beginning date:

Ending date:

Reason for choosing the activity:

Self- Assessment

Rate Your Performance: 1 = Poor; 4 = Excellent

_____ I was punctual.

_____ I completed my work / task.

_____ I was reliable.

_____ I assumed responsibilities.

_____ I used my time effectively.

_____ I listened to and encouraged others.

_____ I made a difference.

Which AOI most relates to your service?

- Community & Service
- Approaches to Learning
- Health and Social Education
- Environments
- Human Ingenuity

TO BE COMPLETED BY THE SUPERVISOR

_____ has completed _____ hours of community service.

Supervisor's name: _____ Signature: _____

Contact telephone: _____

Reflection

You must write a minimum of 250 words in which you reflect on your community and service activity and you should consider:

- What did I plan to do?
- What did I do?
- What were the outcomes? Were my learning outcomes achieved?
- What did the activity mean to me? Others?
- What was the value of the activity?
- What did I learn and how can I apply this learning more widely?
- What are my personal strengths and challenges?

In documenting and reflecting on your activity/activities, you may include illustrated displays and videos, weblogs, written notes, scrapbooks, photo essays, journals, portfolios, etc.

